

Scaled data based on original data using  
LM-79-08 Approved Method: Electrical and Photometric Measurements of Solid-  
State Lighting Products

Test Report Prepared for  
Cooper Lighting Solutions  
(formerly Eaton)

Brand: STREETWORKS

Report Number: P191936

Luminaire Tested: **GAN-AF-08-LED-U-SL3-7050-HSS-ADJ**

Issue Date: 3/3/2020

**Test Information**

Test Method: LM-79-08  
Report Number: P191936  
TEST IS SCALED FROM IESNA LM-79-08 TEST DATA (P24289)  
Test Lab: INNOVATION CENTER P2  
Issue Date: 3/3/2020  
Manufacturer: COOPER LIGHTING SOLUTIONS (FORMERLY EATON)  
Product Line: STREETWORKS  
Catalog Number: GAN-AF-08-LED-U-SL3-7050-HSS-ADJ  
Description: GALLEON AREA AND ROADWAY LUMINAIRE  
(8) 70 CRI, 5000K, 1050mA LIGHTSQUARES WITH 16 LEDS EACH AND TYPE III  
SPILL LIGHT ELIMINATOR OPTICS WITH HOUSE SIDE SHIELD  
Light Source: -  
Ballast/Driver: ELECTRONIC DRIVER

**Summary**

Lumens per Lamp: N/A  
Luminaire Lumens: 40755 lumens  
Efficiency: N/A  
Efficacy: 91.6 lumens/watt  
Luminous Opening: Rectangular (W 2' x L: 1' x H: 0')  
IES Classification: Type III - Short - Non-Cutoff  
BUG Rating: B3 - U0 - G5

Input Watts (W): 445  
Input Voltage (V): NR  
Input Current (A<sub>in</sub>): NR  
Voltage Rise (V): NR  
Power Factor: NR  
Total Harmonic Distortion (THDi): NR  
Frequency (hertz): 60  
Stabilization Time: NR  
Operation Time: NR  
Ambient Temperature (°C): NR  
Test Distance: 28.75 FT

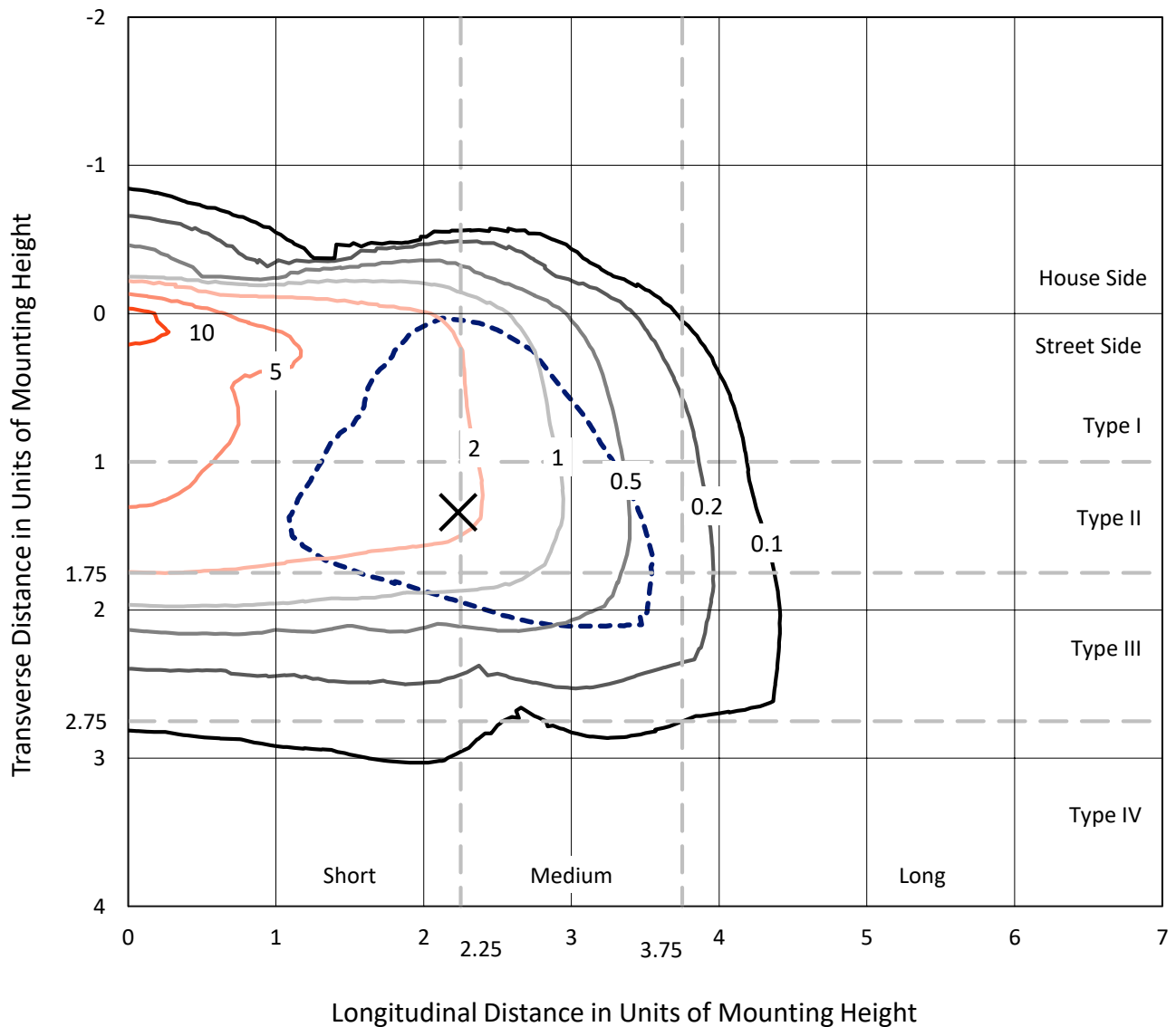


REPORT NUMBER: P191936

CATALOG NUMBER: GAN-AF-08-LED-U-SL3-7050-HSS-ADJ

### Iso-Footcandle Lines of Horizontal Illumination

× Max cd  
 - - - 1/2 Max cd

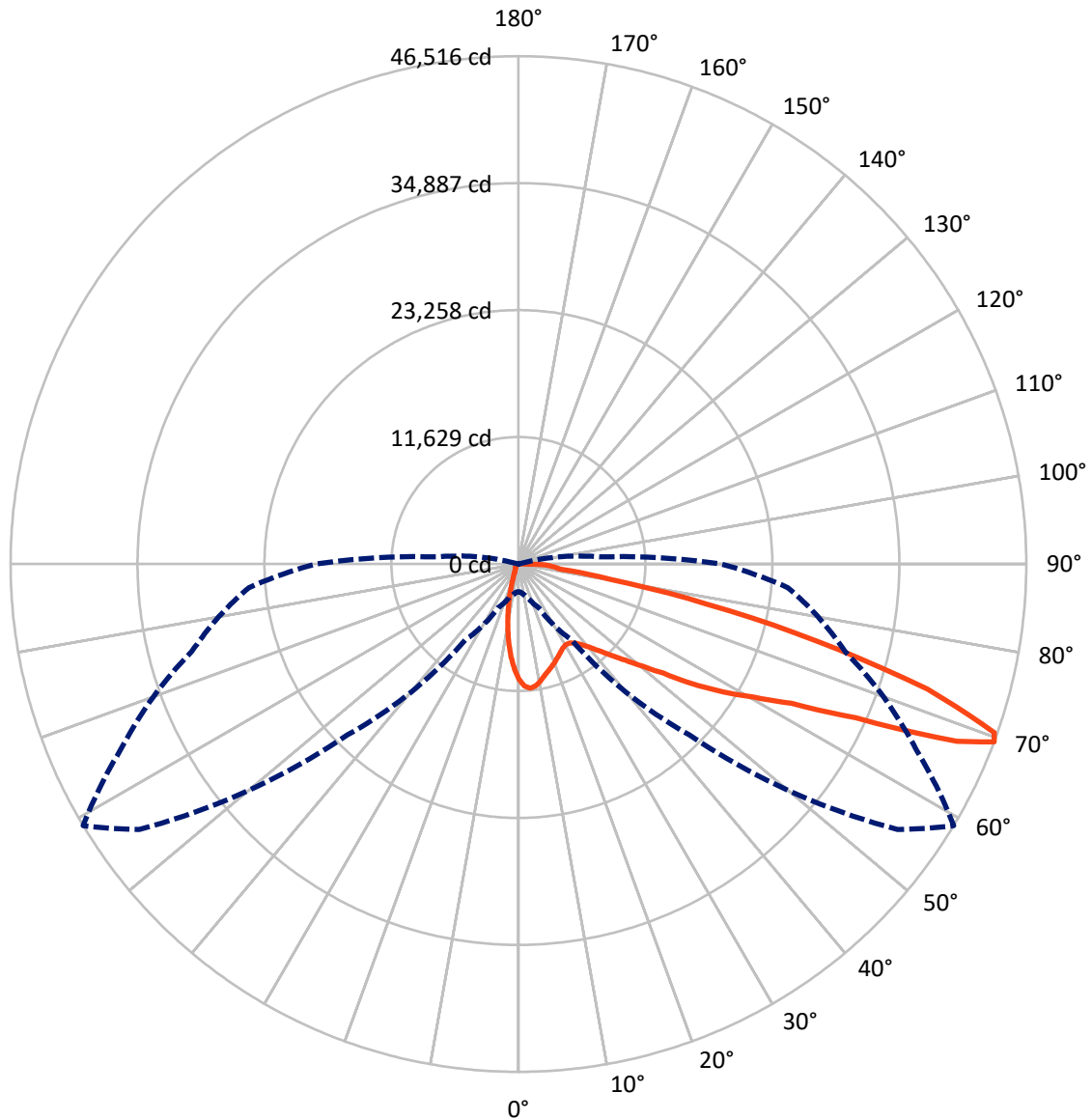


Based on 30 foot mounting height. Maximum calculated value = 11.8 fc  
 Type III - Short - Non-Cutoff

REPORT NUMBER: P191936

CATALOG NUMBER: GAN-AF-08-LED-U-SL3-7050-HSS-ADJ

### Luminous Intensity Polar Plot



— Vertical Plane Through 59-Deg Lateral      - - - Horizontal Cone Through 69-Deg Vertical



REPORT NUMBER: P191936

CATALOG NUMBER: GAN-AF-08-LED-U-SL3-7050-HSS-ADJ

**FLUX DISTRIBUTION:**

		Downward	Upward	Total
<b>House Side</b>	Lumens	3319.0	0.0	3319.0
	% Fixture	8.1	0.0	8.1
<b>Street Side</b>	Lumens	37436.0	0.0	37436.0
	% Fixture	91.9	0.0	91.9
<b>Total</b>	Lumens	40755.0	0.0	40755.0
	% Fixture	100.0	0.0	100.0

**Coefficient of Utilization**

**ZONAL LUMENS:**

Zone	Lumens	% Fixture
0°-10°	861.1	2.1
10°-20°	1779.2	4.4
20°-30°	2394.1	5.9
30°-40°	3476.1	8.5
40°-50°	5788.0	14.2
50°-60°	9029.1	22.2
60°-70°	11172.8	27.4
70°-80°	5662.3	13.9
80°-90°	592.5	1.5
90°-100°	0.0	0.0
100°-110°	0.0	0.0
110°-120°	0.0	0.0
120°-130°	0.0	0.0
130°-140°	0.0	0.0
140°-150°	0.0	0.0
150°-160°	0.0	0.0
160°-170°	0.0	0.0
170°-180°	0.0	0.0
0°-90°	40755.0	100.0
0°-180°	40755.0	100.0



REPORT NUMBER: P191936

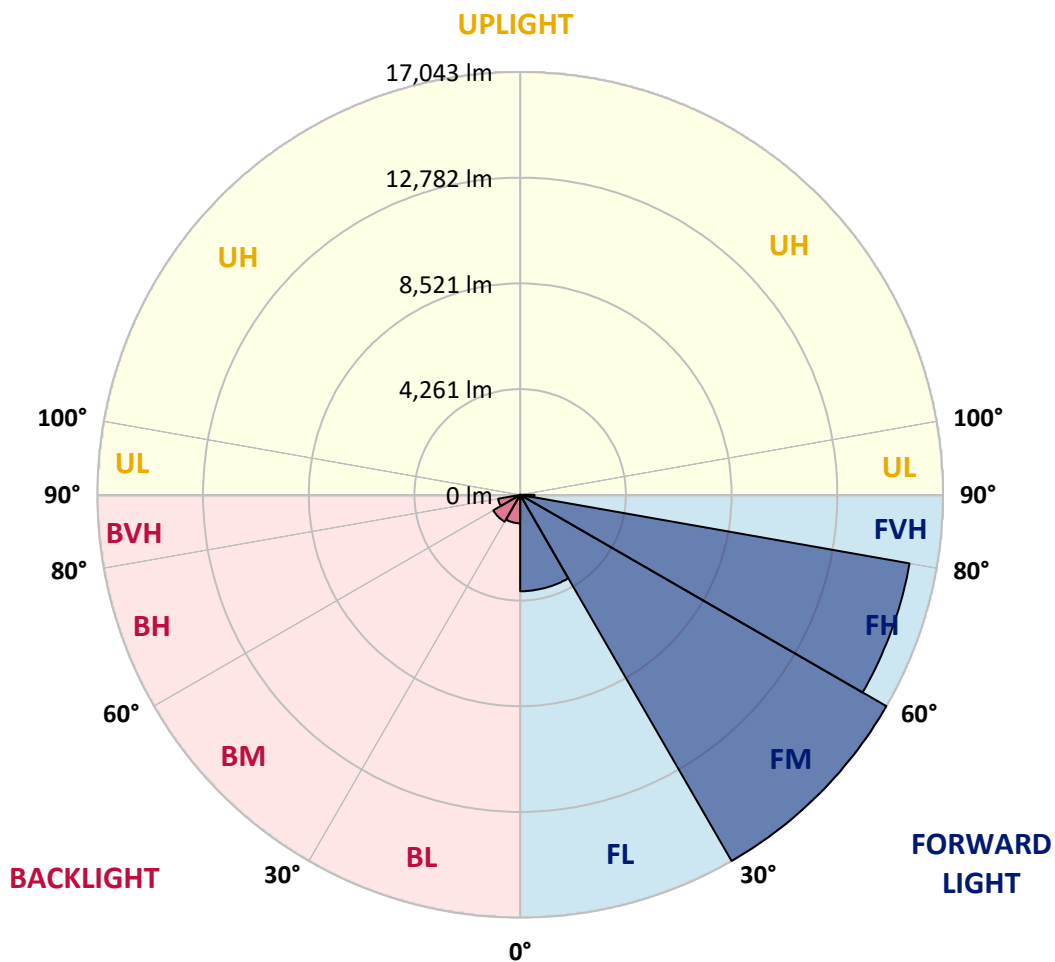
CATALOG NUMBER: GAN-AF-08-LED-U-SL3-7050-HSS-ADJ

**LUMINAIRE CLASSIFICATION SYSTEM LUMEN TABLE AND BUG RATING:**

Zone	Lumens	% Fixture	Zone Rating/Lumen Limit		
			B	U	G
FL (0°-30°)	3885.5	9.5			
FM (30°-60°)	17042.5	41.8			
FH (60°-80°)	15933.7	39.1			G5
FVH (80°-90°)	574.2	1.4			G4/750
BL (0°-30°)	1148.8	2.8	B3/2500		
BM (30°-60°)	1250.6	3.1	B2/2500		
BH (60°-80°)	901.3	2.2	B2/1000		G2/1000
BVH (80°-90°)	18.2	0.0			G1/100
UL (90°-100°)	0.0	0.0		U0/0	
UH (100°-180°)	0.0	0.0		U0/0	

**BUG Rating: B3-U0-G5**

Type III Short





REPORT NUMBER: P191936

CATALOG NUMBER: GAN-AF-08-LED-U-SL3-7050-HSS-ADJ

**CANDELA DISTRIBUTION (FULL):**

	0°	5°	15°	25°	35°	45°	55°	59°	65°	75°	85°
0°	10608.0	10608.0	10608.0	10608.0	10608.0	10608.0	10608.0	10608.0	10608.0	10608.0	10608.0
2.5°	11626.6	11622.0	11571.3	11548.2	11506.7	11419.2	11283.2	11211.8	11096.5	10896.0	10626.4
5°	11520.6	11575.9	11605.8	11608.1	11638.1	11605.8	11483.7	11423.8	11264.8	10942.1	10458.2
7.5°	10801.5	10822.3	10907.6	10981.3	11124.2	11260.2	11303.9	11278.6	11184.1	10838.4	10195.4
10°	10031.8	10052.6	10154.0	10250.8	10444.3	10654.1	10875.3	10921.4	10960.6	10690.9	9941.9
12.5°	9368.1	9388.8	9492.5	9619.3	9845.1	10103.3	10446.6	10522.7	10695.5	10550.3	9739.1
15°	8796.6	8805.8	8907.2	9063.9	9333.5	9665.4	10054.9	10177.0	10442.0	10451.3	9561.7
17.5°	8310.3	8333.3	8395.6	8545.4	8840.4	9250.6	9704.6	9879.7	10190.8	10368.3	9388.8
20°	8013.0	8036.1	8033.8	8116.7	8381.7	8819.6	9354.3	9564.0	9941.9	10283.0	9234.4
22.5°	7955.4	7955.4	7895.5	7884.0	8040.7	8407.1	8990.2	9246.0	9718.4	10246.1	9126.1
25°	8160.5	8151.3	8001.5	7879.3	7886.3	8105.2	8637.6	8941.8	9529.4	10271.5	9068.5
27.5°	8593.8	8582.2	8393.3	8160.5	7973.8	7971.5	8370.2	8697.5	9379.6	10391.3	9091.6
30°	9193.0	9188.3	8983.2	8690.6	8351.8	8040.7	8278.0	8575.3	9282.8	10608.0	9144.6
32.5°	9847.5	9840.5	9686.1	9377.3	8948.7	8351.8	8374.8	8623.7	9310.5	10896.0	9273.6
35°	10541.1	10529.6	10462.8	10193.1	9720.7	8925.6	8692.9	8886.4	9485.6	11327.0	9527.1
37.5°	11292.4	11303.9	11352.3	11094.2	10598.7	9729.9	9225.2	9356.6	9838.2	11912.4	9939.6
40°	12400.9	12398.6	12414.8	12076.0	11598.9	10714.0	9969.6	10011.1	10428.2	12689.0	10566.5
42.5°	14412.8	14272.2	13845.9	13154.5	12675.2	11838.6	10907.6	10863.8	11149.5	13650.0	11444.5
45°	17116.1	16816.5	15710.3	14385.2	13772.1	13106.1	12062.2	11921.6	12103.6	14804.6	12527.7
47.5°	19441.4	19130.3	17565.5	15666.5	14936.0	14309.1	13414.9	13161.4	13221.4	16097.5	13901.2
50°	20231.9	20079.8	18713.2	16781.9	16062.9	15823.2	14984.4	14675.5	14590.3	17593.1	15493.7
52.5°	19957.6	19946.1	19035.8	17505.6	17095.3	17390.3	16959.4	16602.2	16288.7	19169.5	17113.8
55°	19517.5	19575.1	19167.2	18139.3	18125.5	18821.5	19660.3	19363.0	18455.0	20881.8	18510.4
57.5°	18302.9	18549.5	19093.4	19337.7	19904.6	20616.7	21909.6	22084.8	21010.8	22193.1	19669.6
60°	14850.7	15392.3	17171.4	19510.5	22197.7	23972.2	24624.4	24774.2	23108.0	23283.1	21234.4
62.5°	10541.1	11094.2	13350.4	17307.4	22232.2	28380.9	28668.9	28081.3	25417.2	24898.6	23933.0
65°	5595.5	6021.9	7865.5	12493.1	19275.5	29404.1	35741.7	33990.2	29491.7	28076.6	27419.8
67.5°	2862.3	2991.3	3724.2	6114.0	13251.3	26117.8	42081.6	43314.5	36513.7	31229.3	27251.6
69°	2532.7	2608.8	3095.0	4420.2	8485.4	22121.6	42390.4	46515.6	40189.5	30966.6	24765.0
70°	2452.1	2518.9	2961.4	4000.7	6632.6	18551.8	41208.1	46234.4	41129.8	29966.4	22907.5
72.5°	2081.0	2138.6	2636.4	3535.2	5390.4	9209.1	33474.0	39177.8	36907.8	24963.2	16581.4
75°	1392.0	1580.9	2530.4	3314.0	5014.8	5231.4	22068.6	28311.7	26299.8	16837.2	8637.6
77.5°	334.2	359.5	714.4	2636.4	4586.1	4604.5	11350.0	17600.0	14355.2	6001.1	2041.9
80°	179.8	172.8	200.5	523.1	4270.4	4321.1	5109.2	8543.1	5125.4	995.6	672.9
82.5°	126.8	119.8	129.1	218.9	1343.6	3936.2	3696.5	3867.1	2124.8	382.6	301.9
85°	46.1	43.8	71.4	198.2	421.7	2263.1	3797.9	3189.5	1721.5	175.1	221.2
87.5°	16.1	13.8	27.7	108.3	129.1	963.3	2343.8	2410.6	677.5	106.0	103.7
90°	0.0	0.0	0.0	0.0	0.0	0.0	0.0	0.0	0.0	0.0	0.0



REPORT NUMBER: P191936

CATALOG NUMBER: GAN-AF-08-LED-U-SL3-7050-HSS-ADJ

**CANDELA DISTRIBUTION (continued):**

	90°	95°	105°	115°	125°	135°	145°	155°	165°	175°	180°
0°	10608.0	10608.0	10608.0	10608.0	10608.0	10608.0	10608.0	10608.0	10608.0	10608.0	10608.0
2.5°	10513.5	10370.6	10107.9	9838.2	9589.3	9289.7	9139.9	8992.5	8930.2	8907.2	8798.9
5°	10209.3	9967.3	9409.6	8849.6	8333.3	7784.9	7423.0	7132.7	6962.1	6879.2	6747.8
7.5°	9819.8	9423.4	8577.6	7713.4	6909.1	6116.3	5528.7	5077.0	4765.9	4616.1	4480.1
10°	9441.8	8914.1	7711.1	6533.5	5441.1	4390.2	3579.0	2991.3	2615.7	2442.9	2332.2
12.5°	9103.1	8418.6	6874.6	5383.5	4012.3	2781.6	1956.6	1488.8	1256.0	1175.3	1136.2
15°	8801.2	7962.3	6084.1	4291.1	2717.1	1590.2	1069.3	910.3	873.4	873.4	868.8
17.5°	8515.4	7515.2	5321.3	3265.6	1705.4	972.5	813.5	792.8	792.8	802.0	802.0
20°	8241.2	7088.9	4583.8	2343.8	1073.9	772.0	735.2	730.6	735.2	746.7	746.7
22.5°	8006.1	6701.7	3894.7	1608.6	797.4	696.0	677.5	670.6	672.9	679.8	684.5
25°	7830.9	6374.5	3244.8	1090.1	686.8	633.8	613.0	601.5	592.3	592.3	596.9
27.5°	7720.3	6097.9	2615.7	792.8	617.6	576.1	543.9	525.4	504.7	493.2	497.8
30°	7639.7	5835.2	2025.7	647.6	553.1	511.6	470.1	440.2	410.2	396.4	401.0
32.5°	7609.7	5623.2	1514.1	571.5	495.5	449.4	398.7	359.5	327.2	315.7	318.0
35°	7690.4	5454.9	1108.5	516.2	449.4	391.8	334.2	290.4	265.0	258.1	260.4
37.5°	7902.4	5365.1	829.6	470.1	407.9	343.4	278.9	237.4	221.2	221.2	223.5
40°	8303.4	5362.7	666.0	437.9	371.0	297.3	230.5	200.5	191.3	195.9	198.2
42.5°	8888.7	5484.9	580.8	407.9	338.8	253.5	191.3	170.5	168.2	172.8	175.1
45°	9688.4	5708.4	534.7	382.6	304.2	212.0	161.3	147.5	147.5	154.4	156.7
47.5°	10667.9	6035.7	495.5	357.2	269.6	177.5	138.3	129.1	131.4	138.3	140.6
50°	11847.8	6448.2	456.3	329.6	244.3	147.5	119.8	112.9	115.2	124.4	126.8
52.5°	13191.4	7003.6	424.0	304.2	212.0	122.1	101.4	96.8	101.4	110.6	112.9
55°	14343.7	7501.4	384.9	283.5	170.5	101.4	83.0	83.0	87.6	99.1	101.4
57.5°	15452.2	8022.2	350.3	244.3	133.7	80.7	69.1	71.4	78.4	89.9	92.2
60°	17079.2	8904.9	308.8	205.1	101.4	64.5	57.6	59.9	69.1	80.7	83.0
62.5°	19842.4	10248.4	267.3	170.5	78.4	50.7	46.1	50.7	62.2	76.1	78.4
65°	22336.0	10794.6	218.9	142.9	59.9	39.2	39.2	46.1	59.9	73.7	76.1
67.5°	20946.3	9086.9	170.5	112.9	46.1	30.0	32.3	43.8	57.6	73.7	76.1
69°	18524.2	7430.0	145.2	89.9	39.2	27.7	30.0	43.8	57.6	71.4	73.7
70°	16636.7	6273.1	129.1	76.1	34.6	27.7	30.0	41.5	57.6	71.4	73.7
72.5°	11142.6	3387.7	103.7	55.3	32.3	25.4	25.4	41.5	55.3	69.1	71.4
75°	4788.9	935.7	83.0	39.2	27.7	23.0	23.0	39.2	53.0	66.8	71.4
77.5°	875.7	237.4	66.8	34.6	27.7	23.0	20.7	36.9	50.7	64.5	66.8
80°	348.0	117.5	53.0	30.0	25.4	20.7	18.4	34.6	48.4	62.2	64.5
82.5°	209.7	66.8	43.8	27.7	25.4	18.4	16.1	30.0	46.1	59.9	62.2
85°	170.5	46.1	34.6	27.7	23.0	18.4	13.8	27.7	41.5	57.6	59.9
87.5°	83.0	32.3	32.3	25.4	23.0	18.4	13.8	25.4	39.2	55.3	57.6
90°	0.0	0.0	0.0	0.0	0.0	0.0	0.0	0.0	0.0	0.0	0.0

(END OF REPORT)